




KONVEKTA

Thermo Systems

Ersatzteilliste P700

spare part list P700

mit CANBUS -Steuerung KN1498
with CANBUS control KN1498



MAN

Fahrzeuge:

A20; A21; A23; A25; A26; A47



Konvekta AG

Am Nordbahnhof 5
34613 Schwalmstadt
Germany

Tel.: +49 (0) 66 91 / 76 - 0
Fax.:+49 (0) 66 91 / 76 - 200
Info@konvekta.com
www.konvekta.com

Allgemeines

Verehrter Kunde,
die vorliegende Ersatzteilliste enthält Angaben, die für die Ersatzteilbestellung erforderlich sind.
Nur Originalersatzteile gewährleisten Qualität, Sicherheit und Austauschbarkeit. Die Firma KONVEKTA AG übernimmt keine Verantwortung für Schäden, die durch Verwendung firmenfremder Bauteile entstehen.
Manipulieren an den Bauteilen selbst oder an vorhandenen Einstellungen ist zu unterlassen!
Alle Originalersatzteile dürfen nur bestimmungsgemäß verwendet werden.
Wartungsarbeiten an Konvekta-Produkten dürfen nur durch geschultes Personal im Bereich Kälteanlagenbau durchgeführt werden. Bestehende Unfallverhütungsvorschriften und Gesetze müssen in jedem Fall eingehalten werden.

Weitere Hinweise entnehmen Sie bitte unseren Gewährleistungsrahmenbedingungen, allgemeingültigen Einbaurichtlinien und Sicherheitsvorschriften.

Bei Fragen oder Problemen steht Ihnen unser Servicedienst jederzeit gern zur Verfügung.
Durch Weiterentwicklung entstehende konstruktive und technische Änderungen behalten wir uns vor. Irrtum vorbehalten.
Die Abbildungen in dieser Liste sind unverbindlich.

Für eine Ersatzteilbestellung sind folgende Angaben erforderlich:

- Gerätetyp, Auftrags bzw. Seriennummer (siehe Typenschild)
- KONVEKTA Bestellnummer der gewünschten Teile
- Bezeichnung der Teile (siehe entsprechende Texterklärung)
- Stückzahl
- Ihre genaue Versandanschrift
- Versandart (z.B. Post, Fracht oder Express)

Wir wünschen Ihnen eine problemlose und störungsfreie Wartung / Reparatur Ihrer Anlage.

Die Geschäftsleitung

Generally

Dear customer,
the spare part list you have at hand contains specifications which are necessary for ordering spare parts.
Only original spare parts guarantee quality, safety and exchangeability. KONVEKTA AG does not assume responsibility for damages which are caused by employment of parts from other companies.
It has to be refrained from manipulating parts or existing adjustments!

All original spare parts may be used only in accordance with the requirements. Servicing work on Konvekta products may be carried out only by trained staff in the area of Refrigerant plant construction. Existing accident prevention regulations and sedate must be kept, in any case.

For further information please refer to our guarantee, warranty and safety instructions.

In case of arising problems our after-sales service is at your disposal at any time.

We reserve the right of constructional and technical alterations resulting from further development. Mistake reserve.
The illustrations in this list are without obligation.

When ordering spare parts the following specifications have to be made:

- type of unit, order confirmation no. / resp. Serial no. (please refer to the type plate)
- KONVEKTA part-no. Of the ordered parts.
- specification of the parts (pls refer to the corresponding text description)
- quantity
- your exact delivery address
- means of transport (for instance Postal Service, freight or express)

We hope you have a problem and trouble-free service / repair of your unit.

The management

Änderungsverlauf History of modification

| Version version | Datum date | Name name | Bemerkung remark | Datei file |
|--------------------|---------------|--------------|-----------------------------------|-------------------|
| A00 | 27.03.17 | B. Keßler | Dokument erstellt | ET-BKL-3300246K60 |
| A01 | 28.04.21 | S. Pfluger | ETM2-05: Pos.13 H11-002-381 hinzu | ET-BKL-3300246K60 |
| A02 | 13.11.25 | S. Pfluger | ETM3-06: Pos.3 war H11-002-207-1 | ET-BKL-3300246K60 |







Fahrzeugzuordnung
Vehicle Assignment

Fahrzeugbezeichnung

| | | | | | |
|-----|-----|-----|-----|-----|-----|
| A20 | A21 | A23 | A25 | A26 | A47 |
|-----|-----|-----|-----|-----|-----|

| Pos pos | Artikel Nr. Part no: | Bild picture | Bezeichnung description | Menge pro Anlage quantity per unit |
|------------|-------------------------|-----------------|----------------------------|---------------------------------------|
|------------|-------------------------|-----------------|----------------------------|---------------------------------------|

Aufdachklimaanlagen mit Vliesfiltern

| | | | | | | | | | |
|---|----------------|---|---|---|---|---|---|---|---|
| 1 | BKL-3300246K60 |  | P700/24V/R18000 MAN A20/A21/A47 P700/24V/R18000 MAN A20/A21/A47 | 1 | 1 | 0 | 0 | 0 | 1 |
| 2 | BKL-3300246K61 |  | P700/24V/R18000 MAN A25/A26 P700/24V/R18000 MAN A25/A26 | 0 | 0 | 0 | 1 | 1 | 0 |
| 3 | BKL-3300246K62 |  | P700/24V/R18000 MAN A23 GZ-HW KD verstärk P700/24V/R18000 MAN A23 GZ-HW KD reinfro | 0 | 0 | 1 | 0 | 0 | 0 |
| 4 | BKL-3300246K67 |  | P700/24V/R18000 MAN A20/A21 EEV P700/24V/R18000 MAN A20/A21 EEV | 1 | 1 | 0 | 0 | 0 | 1 |
| 5 | BKL-3300246K69 |  | P700/24V/R18000 MAN A25/A26 EEV P700/24V/R18000 MAN A25/A26 EEV | 0 | 0 | 0 | 1 | 1 | 0 |
| 6 | B78-3300246K60 |  | P700/24V/R18000 MAN A23 GZ-VW P700/24V/R18000 MAN A23 GZ-VW | 0 | 0 | 1 | 0 | 0 | 0 |





Fahrzeugzuordnung
Vehicle Assignment

Fahrzeugbezeichnung

| |
|-----|
| A20 |
| A21 |
| A23 |
| A25 |
| A26 |
| A47 |

| Pos pos | Artikel Nr. Part no: | Bild picture | Bezeichnung description | Menge pro Anlage quantity per unit |
|------------|-------------------------|-----------------|----------------------------|---------------------------------------|
|------------|-------------------------|-----------------|----------------------------|---------------------------------------|

Aufdachklimaanlagen mit Metallfilter

| | | | | | | | | | | |
|----|----------------|---|------------------------------|--------------------------|---|---|---|---|---|---|
| 7 | BKL-3300246K63 |  | P700/24V/R18000/Metallfilter | MAN A20/A21/A47 | 1 | 1 | 0 | 0 | 0 | 1 |
| | | | P700/24V/R18000/Metallfilter | MAN A20/A21/47 | | | | | | |
| 8 | BKL-3300246K64 |  | P700/24V/R18000/Metallfilter | MAN A25/A26 | 0 | 0 | 0 | 1 | 1 | 0 |
| | | | P700/24V/R18000/Metallfilter | MAN A25/A26 | | | | | | |
| 9 | BKL-3300246K65 |  | P700/24V/R18000/Metallfilter | MAN A23 GZ-HW KD verstär | 0 | 0 | 1 | 0 | 0 | 0 |
| | | | P700/24V/R18000/Metallfilter | MAN A23 GZ-HW KD reinfro | | | | | | |
| 10 | BKL-3300246K68 |  | P700/24V/R18000/Metallfilter | MAN A20/A21 EEV | 1 | 1 | 0 | 0 | 0 | 1 |
| | | | P700/24V/R18000/Metallfilter | MAN A20/A21 EEV | | | | | | |
| 11 | BKL-3300246K70 |  | P700/24V/R18000/Metallfilter | MAN A25/A26 EEV | 0 | 0 | 0 | 1 | 1 | 0 |
| | | | P700/24V/R18000/Metallfilter | MAN A25/A26 EEV | | | | | | |
| 12 | B78-3300246K63 |  | P700/24V/R18000/Metallfilter | MAN A23 GZ-VW | 0 | 0 | 1 | 0 | 0 | 0 |
| | | | P700/24V/R18000/Metallfilter | MAN A23 GZ-VW | | | | | | |



Fahrzeugzuordnung
Vehicle Assignment

Fahrzeugbezeichnung

| |
|-----|
| A20 |
| A21 |
| A23 |
| A25 |
| A26 |
| A47 |

| Pos pos | Artikel Nr. Part no: | Bild picture | Bezeichnung description | Menge pro Anlage quantity per unit |
|------------|-------------------------|-----------------|----------------------------|---------------------------------------|
|------------|-------------------------|-----------------|----------------------------|---------------------------------------|

Aufdachheizung mit Vliesfiltern

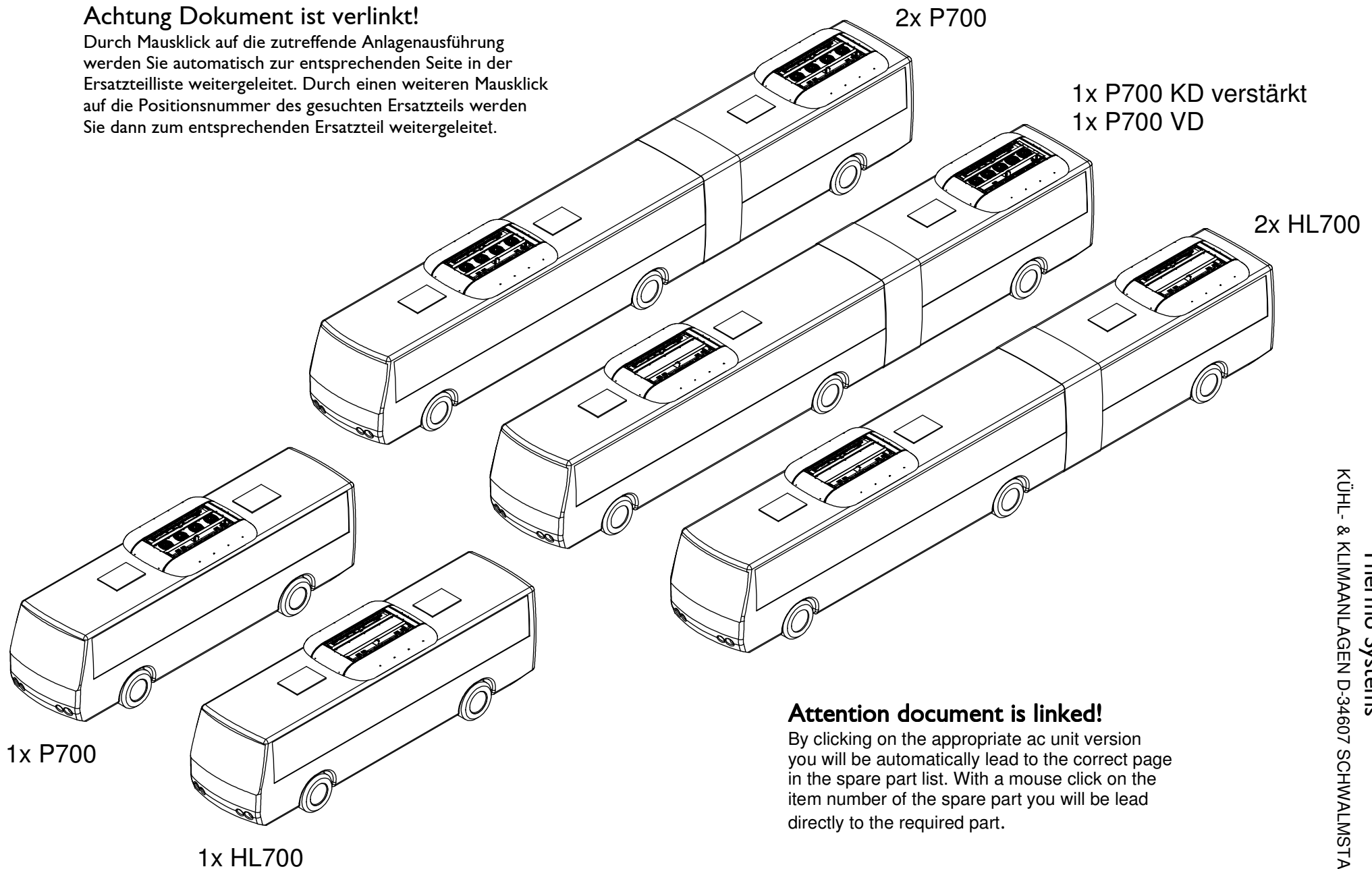
| | | | | | | | | | |
|----|----------------|---|-----------------------------------|---|---|---|---|---|---|
| 13 | B75-3800246K60 |  | HL700/24V/R18000 MAN A2X | 1 | 1 | 2 | 1 | 1 | 1 |
| | | | HL700/24V/R18000 MAN A2X | | | | | | |
| 14 | B75-3800246K61 |  | HL700/24V/R18000 MAN A2X EEV | 1 | 1 | 2 | 1 | 1 | 1 |
| | | | HL700/24V/R18000 MAN A2X EEV | | | | | | |

Aufdachheizung mit Metallfiltern

| | | | | | | | | | |
|----|----------------|---|--|---|---|---|---|---|---|
| 15 | B75-3800246K62 |  | HL700/24V/R18000/Metallfilter MAN A2X | 1 | 1 | 2 | 1 | 1 | 1 |
| | | | HL700/24V/R18000 / metall filte MAN A2X | | | | | | |
| 16 | B75-3800246K63 |  | HL700/24V/R18000/Metallfilter MAN A2X EEV | 1 | 1 | 2 | 1 | 1 | 1 |
| | | | HL700/24V/R18000 / metall filte MAN A2X EEV | | | | | | |

Achtung Dokument ist verlinkt!

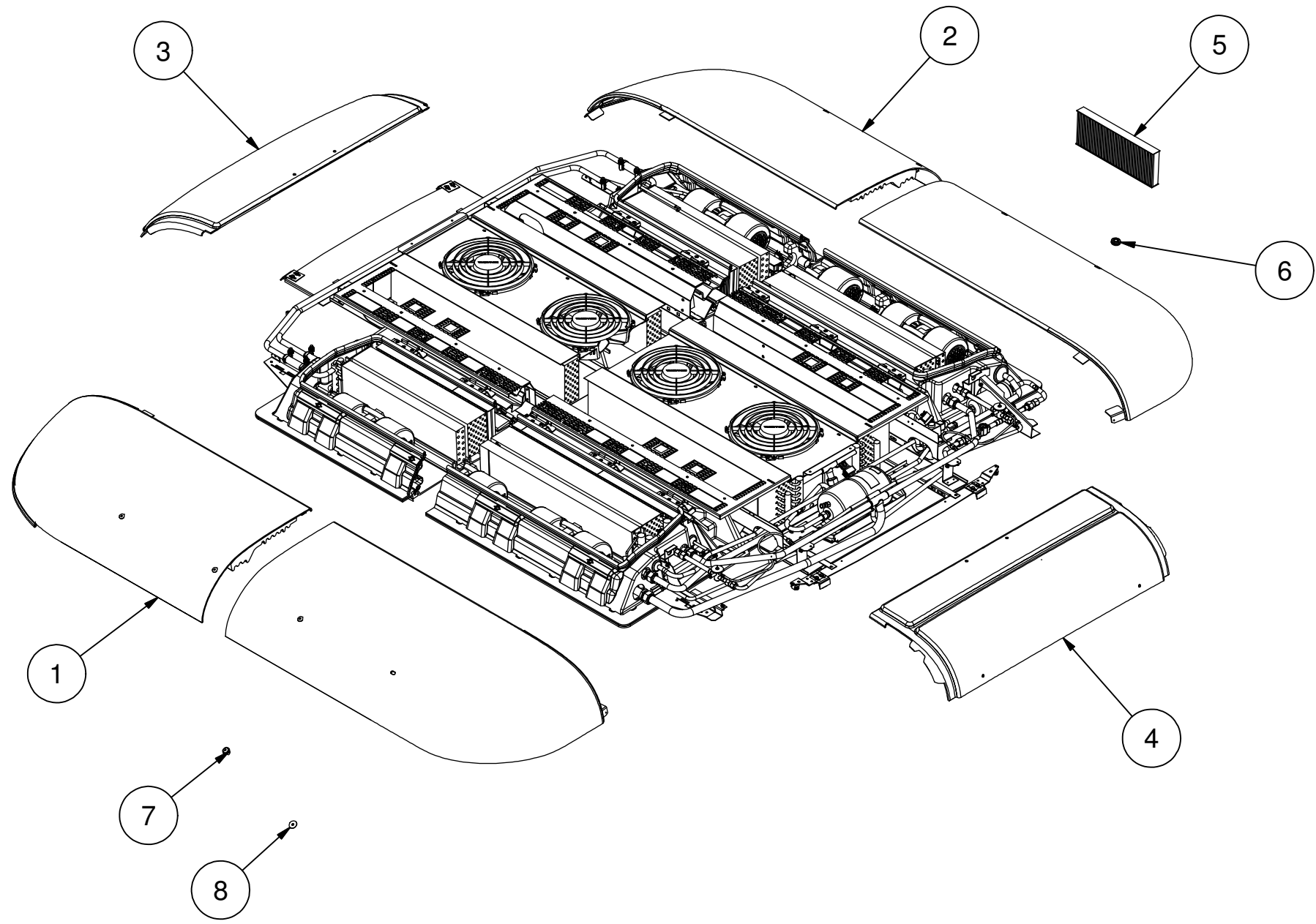
Durch Mausklick auf die zutreffende Anlagenausführung werden Sie automatisch zur entsprechenden Seite in der Ersatzteilliste weitergeleitet. Durch einen weiteren Mausklick auf die Positionsnummer des gesuchten Ersatzteils werden Sie dann zum entsprechenden Ersatzteil weitergeleitet.



Attention document is linked!






By clicking on the appropriate ac unit version you will be automatically lead to the correct page in the spare part list. With a mouse click on the item number of the spare part you will be lead directly to the required part.

ETM4-13



Artikel Nr.
Part no.






| | | | | | | | | | | | | | | | | | | | |
|----------------|----------------|----------------|----------------|----------------|----------------|----------------|----------------|----------------|----------------|--|--|--|--|--|--|--|--|--|--|
| BKL-3300246K60 | BKL-3300246K61 | BKL-3300246K62 | BKL-3300246K63 | BKL-3300246K64 | BKL-3300246K65 | BKL-3300246K67 | BKL-3300246K68 | BKL-3300246K69 | BKL-3300246K70 | | | | | | | | | | |
|----------------|----------------|----------------|----------------|----------------|----------------|----------------|----------------|----------------|----------------|--|--|--|--|--|--|--|--|--|--|

| Pos pos | Artikel Nr. Part no: | Bild picture | Bezeichnung description | Menge pro Anlage quantity per unit | | | | | | | | | | | | | | | |
|------------|-------------------------|---|--|---------------------------------------|---|---|---|---|---|---|---|---|---|---|--|--|--|--|--|
| 1 | B59-AC0-194 |  | Abdeckhaube P700 Seite kpl. 33 KW / links protection hood P700 side comp 33 KW / left | 1 | 1 | 1 | 1 | 1 | 1 | 1 | 1 | 1 | 1 | 1 | | | | | |
| 2 | B59-AC0-195 |  | Abdeckhaube P700 Seite kpl. 33 KW / rechts protection hood P700 side comp 33 KW / right | 1 | 1 | 1 | 1 | 1 | 1 | 0 | 0 | 0 | 0 | | | | | | |
| | B59-AF0-195 |  | Abdeckhaube P700 Seite kpl. 33 KW / rechts / EEV protection hood P700 side comp 33 KW / right / EEV | 0 | 0 | 0 | 0 | 0 | 0 | 1 | 1 | 1 | 1 | | | | | | |
| 3 | B59-AE0-192 |  | Abdeckhaube P700 Front kpl. Anschlußsatz => KD-Batt bre protection hood P700 front comp connection kit -> condenser (| 1 | 1 | 0 | 1 | 1 | 0 | 1 | 1 | 1 | 1 | | | | | | |
| | B59-AF0-192 |  | Abdeckhaube P700 Front kpl. 33 & 39 KW / breit, GZ-HW protection hood P700 front comp 33 & 39 KW / wide, GZ-HW | 0 | 0 | 1 | 0 | 0 | 1 | 0 | 0 | 0 | 0 | | | | | | |

Ersatzteilliste / Spare Part List
ETM4-13



Artikel Nr.
Part no.

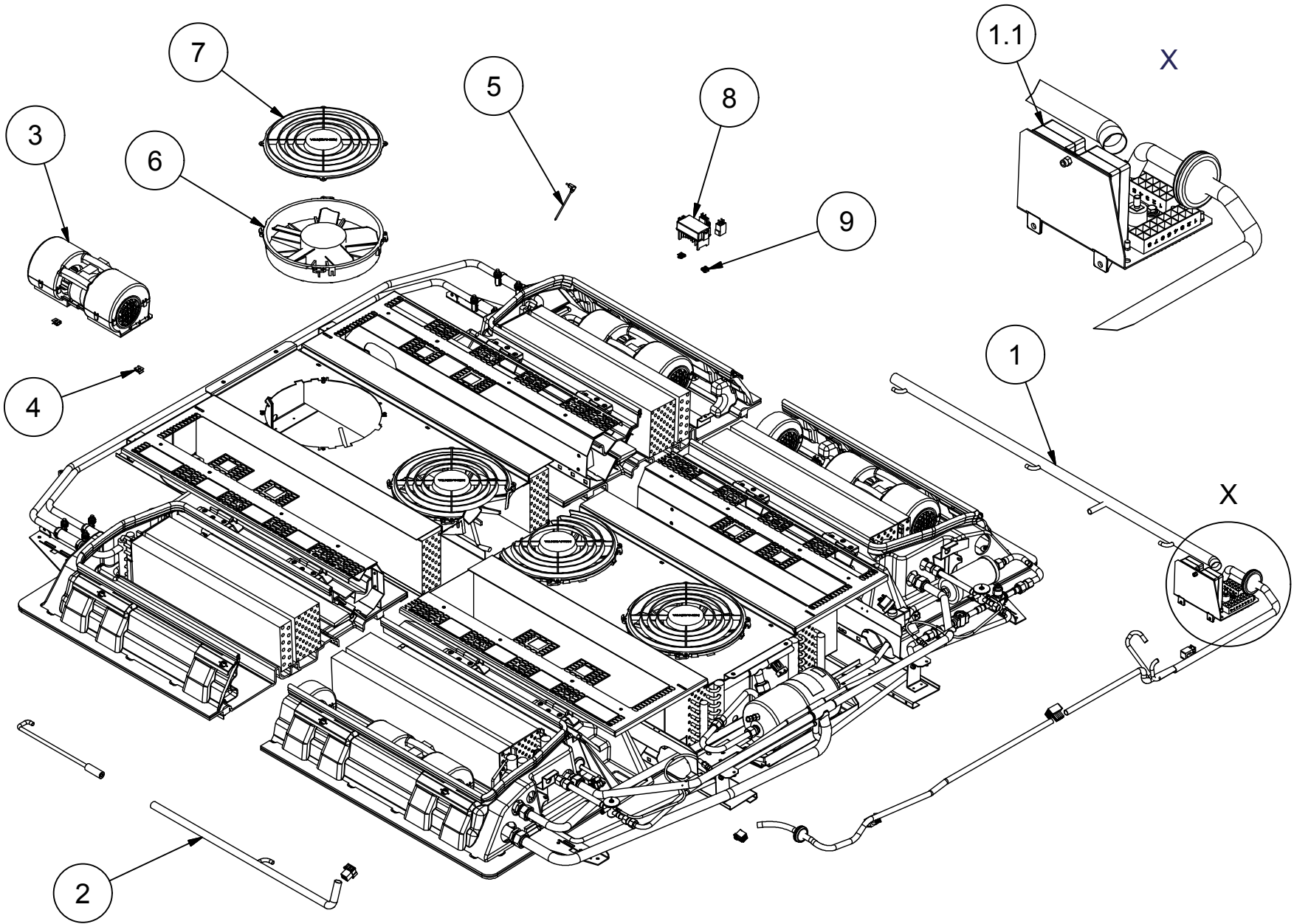
| | | | | | | | | | | | | | | | | | | | |
|----------------|----------------|----------------|----------------|----------------|----------------|----------------|----------------|----------------|----------------|--|--|--|--|--|--|--|--|--|--|
| BKL-3300246K60 | BKL-3300246K61 | BKL-3300246K62 | BKL-3300246K63 | BKL-3300246K64 | BKL-3300246K65 | BKL-3300246K67 | BKL-3300246K68 | BKL-3300246K69 | BKL-3300246K70 | | | | | | | | | | |
|----------------|----------------|----------------|----------------|----------------|----------------|----------------|----------------|----------------|----------------|--|--|--|--|--|--|--|--|--|--|

| Pos pos | Artikel Nr. Part no: | Bild picture | Bezeichnung description | Menge pro Anlage quantity per unit | | | | | | | | | | | | | | | | |
|------------|-------------------------|---|--|---------------------------------------|----------------|----------------|----------------|----------------|----------------|----------------|----------------|----------------|----------------|--|--|--|--|--|--|--|
| | | | | BKL-3300246K60 | BKL-3300246K61 | BKL-3300246K62 | BKL-3300246K63 | BKL-3300246K64 | BKL-3300246K65 | BKL-3300246K67 | BKL-3300246K68 | BKL-3300246K69 | BKL-3300246K70 | | | | | | | |
| 4 | B59-AD0-193 |  | Abdeckhaube P700 Heck kpl. 33 & 39 KW / breit protection hood P700 tail compl 33 & 39 KW / wide | 1 | 1 | 0 | 1 | 1 | 0 | 1 | 1 | 1 | 1 | | | | | | | |
| | B59-AF0-193 |  | Abdeckhaube P700 Heck kpl. 33 & 39 KW / breit, GZ-HW protection hood P700 tail compl 33 & 39 KW / wide, GZ-HW | 0 | 0 | 1 | 0 | 0 | 1 | 0 | 0 | 0 | 0 | | | | | | | |
| 5 | H14-004-483-1 |  | Luftfilter 518x 143x 35 mm air filter 518x 143x 35 mm | 6 | 6 | 6 | 0 | 0 | 0 | 6 | 0 | 6 | 0 | | | | | | | |
| | H14-004-443 |  | Luftfilter (EU3) 390,0x148,0x30,0mm / Metall air filter (EU3) 390,0x148,0x30,0mm / metal | 0 | 0 | 0 | 8 | 8 | 8 | 0 | 8 | 0 | 8 | | | | | | | |
| 6 | H14-000-238 |  | Gummitülle geschlossen rubber socket closed | 1 | 1 | 1 | 1 | 1 | 1 | 1 | 1 | 1 | 1 | | | | | | | |

Ersatzteilliste / Spare Part List
ETM4-13

Artikel Nr.
Part no.






| Pos pos | Artikel Nr. Part no: | Bild picture | Bezeichnung description | Menge pro Anlage quantity per unit | | | | | | | | | | | | | | | | |
|------------|-------------------------|---|---|---------------------------------------|----------------|----------------|----------------|----------------|----------------|----------------|----------------|----------------|----------------|----|--|--|--|--|--|--|
| | | | | BKL-3300246K60 | BKL-3300246K61 | BKL-3300246K62 | BKL-3300246K63 | BKL-3300246K64 | BKL-3300246K65 | BKL-3300246K67 | BKL-3300246K68 | BKL-3300246K69 | BKL-3300246K70 | | | | | | | |
| 7 | H14-003-252 |  | Verschlußbolzen (2Telf.+1PE) locking bolt mit Stift 800-611 / 17,95 mm with pin 800-611 / 17,95 mm | 8 | 8 | 8 | 8 | 8 | 8 | 8 | 8 | 8 | 8 | 8 | | | | | | |
| 8 | H14-002-215 |  | U-Scheibe/Gummi washer rubber ø 8,2xø30,0x 1,5mm ø 8,2xø30,0x 1,5mm | 28 | 28 | 28 | 28 | 28 | 28 | 28 | 28 | 28 | 28 | 28 | | | | | | |



Ersatzteilliste / Spare Part List
ETM3-06

Artikel Nr.
Part no.

| | | | | | | | | | | | | | | | | | | | |
|----------------|----------------|----------------|----------------|----------------|----------------|----------------|----------------|----------------|----------------|--|--|--|--|--|--|--|--|--|--|
| BKL-3300246K60 | BKL-3300246K61 | BKL-3300246K62 | BKL-3300246K63 | BKL-3300246K64 | BKL-3300246K65 | BKL-3300246K67 | BKL-3300246K68 | BKL-3300246K69 | BKL-3300246K70 | | | | | | | | | | |
|----------------|----------------|----------------|----------------|----------------|----------------|----------------|----------------|----------------|----------------|--|--|--|--|--|--|--|--|--|--|

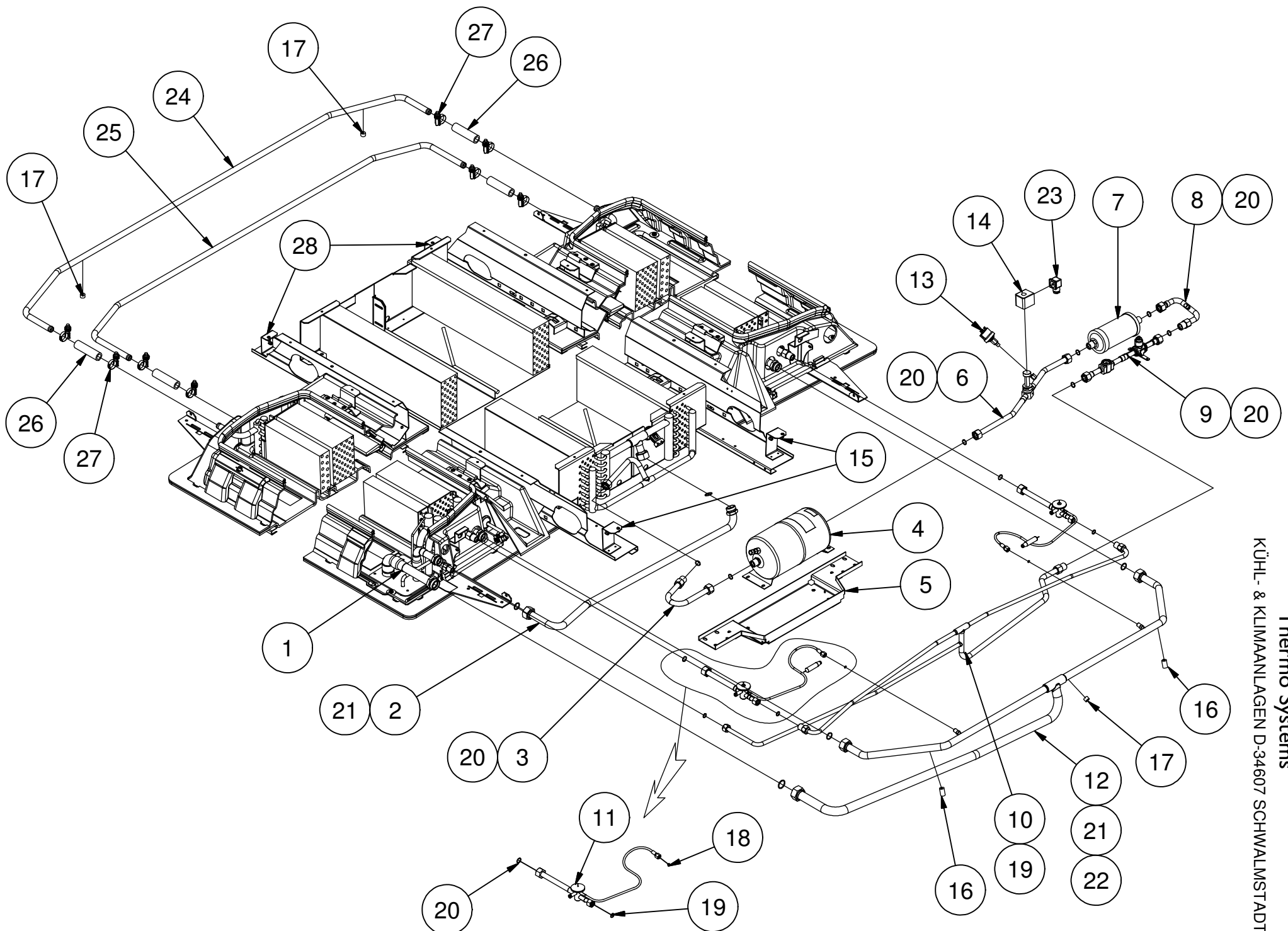
| Pos pos | Artikel Nr. Part no: | Bild picture | Bezeichnung description | Menge pro Anlage quantity per unit | | | | | | | | | | | | | | | | |
|------------|-------------------------|---|--|---------------------------------------|----------------|----------------|----------------|----------------|----------------|----------------|----------------|----------------|----------------|--|--|--|--|--|--|--|
| | | | | BKL-3300246K60 | BKL-3300246K61 | BKL-3300246K62 | BKL-3300246K63 | BKL-3300246K64 | BKL-3300246K65 | BKL-3300246K67 | BKL-3300246K68 | BKL-3300246K69 | BKL-3300246K70 | | | | | | | |
| 7 | H59-000-332 |  | Schutzgitter 300mm Durchm. für Lüfter grid protecting 300 mm diameter for fan | 4 | 4 | 5 | 4 | 4 | 5 | 4 | 4 | 4 | 4 | | | | | | | |
| 8 | H11-004-462 |  | Drehzahlmodul PWM3 24VDC/ 8kHz/ von Baujahr 01/2008 bis 12/2008 rotational speed module PWM3 24VDC/ 8kHz/ form year of manufacture 01/2008 till 12/2008 | 2 | 2 | 3 | 2 | 2 | 3 | 0 | 0 | 0 | 0 | | | | | | | |
| | H11-005-441 |  | Drehzahlmodul PWM3 24VDC/ 8kHz/ von Baujahr 01/2009 bis - rotational speed module PWM3 24VDC/ 8kHz/ form year of manufacture 01/2009 till - | 2 | 2 | 3 | 2 | 2 | 3 | 2 | 2 | 2 | 2 | | | | | | | |
| | H11-002-470 |  | Anlaufmodul 24 V.= / 22A.max. starting module 24V.=/ 22A.ma 24 V.= / 22A.max. | 0 | 0 | 0 | 0 | 0 | 0 | 0 | 0 | 0 | 0 | | | | | | | |
| 9 | H14-002-272 |  | Blechmutter Edelst. M 4, nicht selbstsichernd sheet metal nut stainless steel M 4, not self-locking | 6 | 6 | 8 | 6 | 6 | 8 | 6 | 6 | 6 | 6 | | | | | | | |

ETM2-05



Thermo Systems






KÜHL- & KLIMANLAGEN D-34607 SCHWALMSTADT



Ersatzteilliste / Spare Part List
ETM2-05

Artikel Nr.
Part no.






| | | | | | | | | | | | | | | | | | | | |
|----------------|----------------|----------------|----------------|----------------|----------------|----------------|----------------|----------------|----------------|--|--|--|--|--|--|--|--|--|--|
| BKL-3300246K60 | BKL-3300246K61 | BKL-3300246K62 | BKL-3300246K63 | BKL-3300246K64 | BKL-3300246K65 | BKL-3300246K67 | BKL-3300246K68 | BKL-3300246K69 | BKL-3300246K70 | | | | | | | | | | |
|----------------|----------------|----------------|----------------|----------------|----------------|----------------|----------------|----------------|----------------|--|--|--|--|--|--|--|--|--|--|

| Pos pos | Artikel Nr. Part no: | Bild picture | Bezeichnung description | | Menge pro Anlage quantity per unit | | | | | | | | | | | | | | | |
|------------|-------------------------|---|---|--|---------------------------------------|---|---|---|---|---|---|---|---|---|--|--|--|--|--|--|
| 1 | B51-350-005 |  | Rohrleitung ø35 tubing ø35 | Rohranschlusssatz Klimaanlage tube connection kit a/c unit | 1 | 1 | 0 | 1 | 1 | 0 | 1 | 1 | 1 | 1 | | | | | | |
| | B51-350-011 |  | Rohrleitung ø35 tubing ø35 | Rohranschlusssatz Klima HW tube connection climate HW | 0 | 0 | 1 | 0 | 0 | 1 | 0 | 0 | 0 | 0 | | | | | | |
| 2 | B52-220-015 |  | Rohrleitung ø22 Al kpl. tubing ø22 aluminum complete | Anschlußsatz => KD-Batt brei connection kit -> condenser (v | 1 | 1 | 1 | 1 | 1 | 1 | 1 | 1 | 1 | 1 | | | | | | |
| 3 | B52-160-017 |  | Rohrleitung ø16 Al kpl. tubing ø16 aluminum complete | KD-Batterie => Sammler condenser -> receiver | 1 | 1 | 1 | 1 | 1 | 1 | 1 | 1 | 1 | 1 | | | | | | |
| 4 | H14-003-036-1 |  | Kältemittelsammler refrigerant receiver | 7/8" - O-Ring 7/8" - O-ring | 1 | 1 | 1 | 1 | 1 | 1 | 1 | 1 | 1 | 1 | | | | | | |

Ersatzteilliste / Spare Part List
ETM2-05

Artikel Nr.
Part no.



| | | | | | | | | | | | | | | | | | | | |
|----------------|----------------|----------------|----------------|----------------|----------------|----------------|----------------|----------------|----------------|--|--|--|--|--|--|--|--|--|--|
| BKL-3300246K60 | BKL-3300246K61 | BKL-3300246K62 | BKL-3300246K63 | BKL-3300246K64 | BKL-3300246K65 | BKL-3300246K67 | BKL-3300246K68 | BKL-3300246K69 | BKL-3300246K70 | | | | | | | | | | |
|----------------|----------------|----------------|----------------|----------------|----------------|----------------|----------------|----------------|----------------|--|--|--|--|--|--|--|--|--|--|

| Pos pos | Artikel Nr. Part no: | Bild picture | Bezeichnung description | Menge pro Anlage quantity per unit | | | | | | | | | | | | | | | |
|------------|-------------------------|---|--|---------------------------------------|---|---|---|---|---|---|---|---|---|---|--|--|--|--|--|
| 5 | B56-110-363 |  | Montageplatte Sammler kpl. P 600 bis 900 mounting plate receiver complete P 600 to 900 | 1 | 1 | 1 | 1 | 1 | 1 | 1 | 1 | 1 | 1 | 1 | | | | | |
| 6 | B51-160-170 |  | Rohrleitung Ø16 Sammler > Trockner kpl. tubing ø16 receiver -> drier complete | 1 | 1 | 1 | 1 | 1 | 1 | 1 | 1 | 1 | 1 | 1 | | | | | |
| 7 | H14-001-058-1 |  | Trockner 7/8" O-Ring ARI Standart 710-86 / DIN894 drier 7/8" O-Ring ARI Standard 710-86 / DIN89 | 1 | 1 | 1 | 1 | 1 | 1 | 1 | 1 | 1 | 1 | 1 | | | | | |
| 8 | B51-160-179 |  | Rohrleitung ø16 Cu Trockner => H.- Ventil S/P tubing ø16 Cu drier -> manual valve S/P | 1 | 1 | 1 | 1 | 1 | 1 | 1 | 1 | 1 | 1 | 1 | | | | | |
| 9 | B51-160-178 |  | Rohrleitung ø16 Cu Handabsperren. => Schauglä tubing ø16 Cu manual valve -> sight glass | 1 | 1 | 1 | 1 | 1 | 1 | 1 | 1 | 1 | 1 | 1 | | | | | |

Ersatzteilliste / Spare Part List
ETM2-05

Artikel Nr.
Part no.

| | | | | | | | | | | | | | | | | | | |
|----------------|----------------|----------------|----------------|----------------|----------------|----------------|----------------|----------------|----------------|--|--|--|--|--|--|--|--|--|
| BKL-3300246K60 | BKL-3300246K61 | BKL-3300246K62 | BKL-3300246K63 | BKL-3300246K64 | BKL-3300246K65 | BKL-3300246K67 | BKL-3300246K68 | BKL-3300246K69 | BKL-3300246K70 | | | | | | | | | |
|----------------|----------------|----------------|----------------|----------------|----------------|----------------|----------------|----------------|----------------|--|--|--|--|--|--|--|--|--|

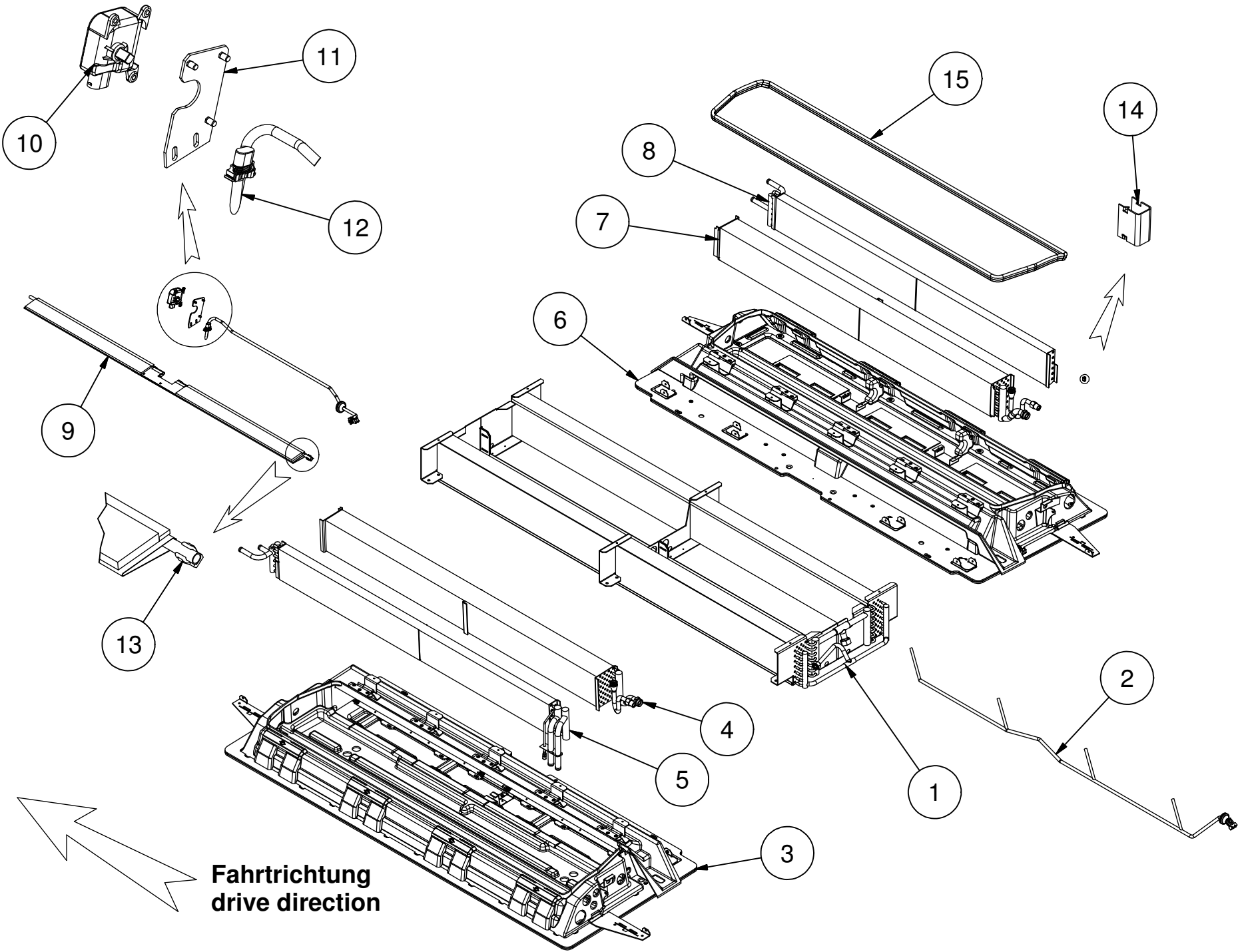
| Pos pos | Artikel Nr. Part no: | Bild picture | Bezeichnung description | | Menge pro Anlage quantity per unit | | | | | | | | | | | | | | |
|---------|----------------------|---|--|--|------------------------------------|---|---|---|---|---|---|---|---|---|---|--|--|--|--|
| 27 | H14-002-226 |  | Schelle gefedert clip 20-32 | Spannbereich 20-32 tightening section 20-32 | 8 | 8 | 8 | 8 | 8 | 8 | 8 | 8 | 8 | 8 | 8 | | | | |
| 28 | B56-141-009 |  | Halterung Rohrleitungen kpl. bracket pipes complete | P700 Heizung P700 heater | 2 | 2 | 2 | 2 | 2 | 2 | 2 | 2 | 2 | 2 | 2 | | | | |

ETM1-10



Thermo Systems






KÜHL- & KLIMANLAGEN D-34607 SCHWALMSTADT



Ersatzteilliste / Spare Part List
ETM1-10

Artikel Nr.
Part no.


| | | | | | | | | | | | | | | | | | | | |
|----------------|----------------|----------------|----------------|----------------|----------------|----------------|----------------|----------------|----------------|--|--|--|--|--|--|--|--|--|--|
| BKL-3300246K60 | BKL-3300246K61 | BKL-3300246K62 | BKL-3300246K63 | BKL-3300246K64 | BKL-3300246K65 | BKL-3300246K67 | BKL-3300246K68 | BKL-3300246K69 | BKL-3300246K70 | | | | | | | | | | |
|----------------|----------------|----------------|----------------|----------------|----------------|----------------|----------------|----------------|----------------|--|--|--|--|--|--|--|--|--|--|

| Pos pos | Artikel Nr. Part no: | Bild picture | Bezeichnung description | | Menge pro Anlage quantity per unit | | | | | | | | | | | | | | | |
|------------|-------------------------|---|---|--|---------------------------------------|---|---|---|---|---|---|---|---|---|--|--|--|--|--|--|
| 1 | H35-030-006 |  | Kond.-Batterie condenser coil | 2x2000L07RH25,4/06RT12 2x2000L07RH25,4/06RT12 | 1 | 1 | 0 | 1 | 1 | 0 | 1 | 1 | 1 | 1 | | | | | | |
| | H35-030-010 |  | Kond.-Batterie condenser coil | 2x2000L08RH25,4/06RT12 2x2000L08RH25,4/06RT12 | 0 | 0 | 1 | 0 | 0 | 1 | 0 | 0 | 0 | 0 | | | | | | |
| 2 | BK1-012-039 |  | Kabelstrang P600 cable harness P600 | Kondensator mit 4 Axiallüfter condenser with 4 axial fans | 1 | 1 | 0 | 1 | 1 | 0 | 1 | 1 | 1 | 1 | | | | | | |
| | BK1-012-038 |  | Kabelstrang P800 cable harness P800 | Kondensator mit 5 Axiallüfter condenser with 5 axial fans | 0 | 0 | 1 | 0 | 0 | 1 | 0 | 0 | 0 | 0 | | | | | | |
| 3 | B58-000-697 |  | VD-Gehäuse links MAN evaporator housing left MAN | S/P 500-700 Stufe 3 S/P 500-700 stage 3 | 1 | 1 | 1 | 1 | 1 | 1 | 1 | 1 | 1 | 1 | | | | | | |

Ersatzteilliste / Spare Part List
ETM1-10

Artikel Nr.
Part no.

| | | | | | | | | | | | | | | | | | | | |
|----------------|----------------|----------------|----------------|----------------|----------------|----------------|----------------|----------------|----------------|--|--|--|--|--|--|--|--|--|--|
| BKL-3300246K60 | BKL-3300246K61 | BKL-3300246K62 | BKL-3300246K63 | BKL-3300246K64 | BKL-3300246K65 | BKL-3300246K67 | BKL-3300246K68 | BKL-3300246K69 | BKL-3300246K70 | | | | | | | | | | |
|----------------|----------------|----------------|----------------|----------------|----------------|----------------|----------------|----------------|----------------|--|--|--|--|--|--|--|--|--|--|

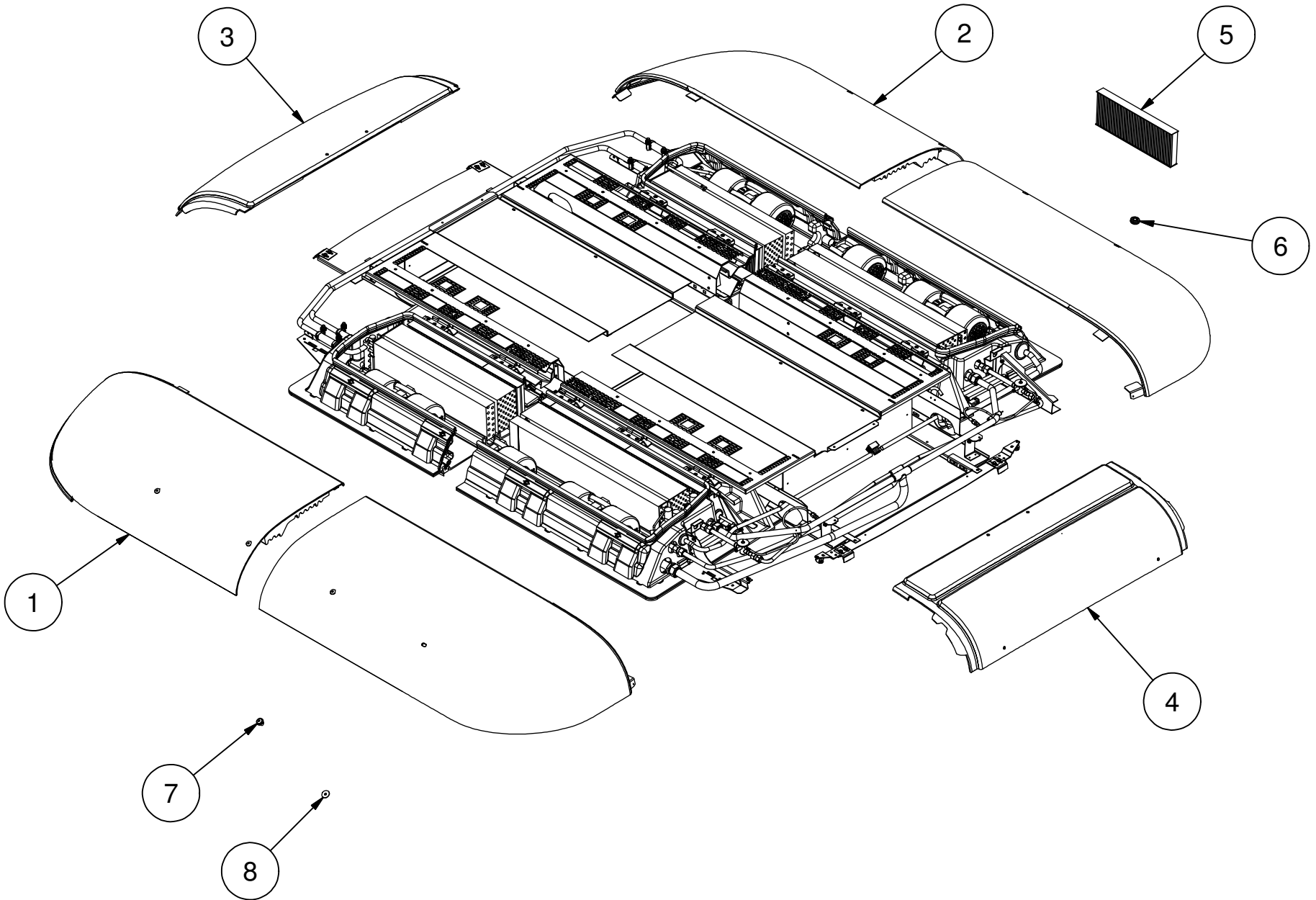
| Pos pos | Artikel Nr. Part no: | Bild picture | Bezeichnung description | | Menge pro Anlage quantity per unit | | | | | | | | | | | | | | | | | | | | | | | | | | | | | | | |
|------------|-------------------------|---|--|------------------|---------------------------------------|----|----|----|----|----|----|----|----|----|----|----|----|--|--|--|--|--|--|--|--|--|--|--|--|--|--|--|--|--|--|--|
| 15 | H14-003-426 |  | Dichtungsprofil profile sealing black | schwarz black | 11 | 11 | 11 | 11 | 11 | 11 | 11 | 11 | 11 | 11 | 11 | 11 | 11 | | | | | | | | | | | | | | | | | | | |

ETM4-14



Thermo Systems

KÜHL- & KLIMANLAGEN D-34607 SCHWALMSTADT

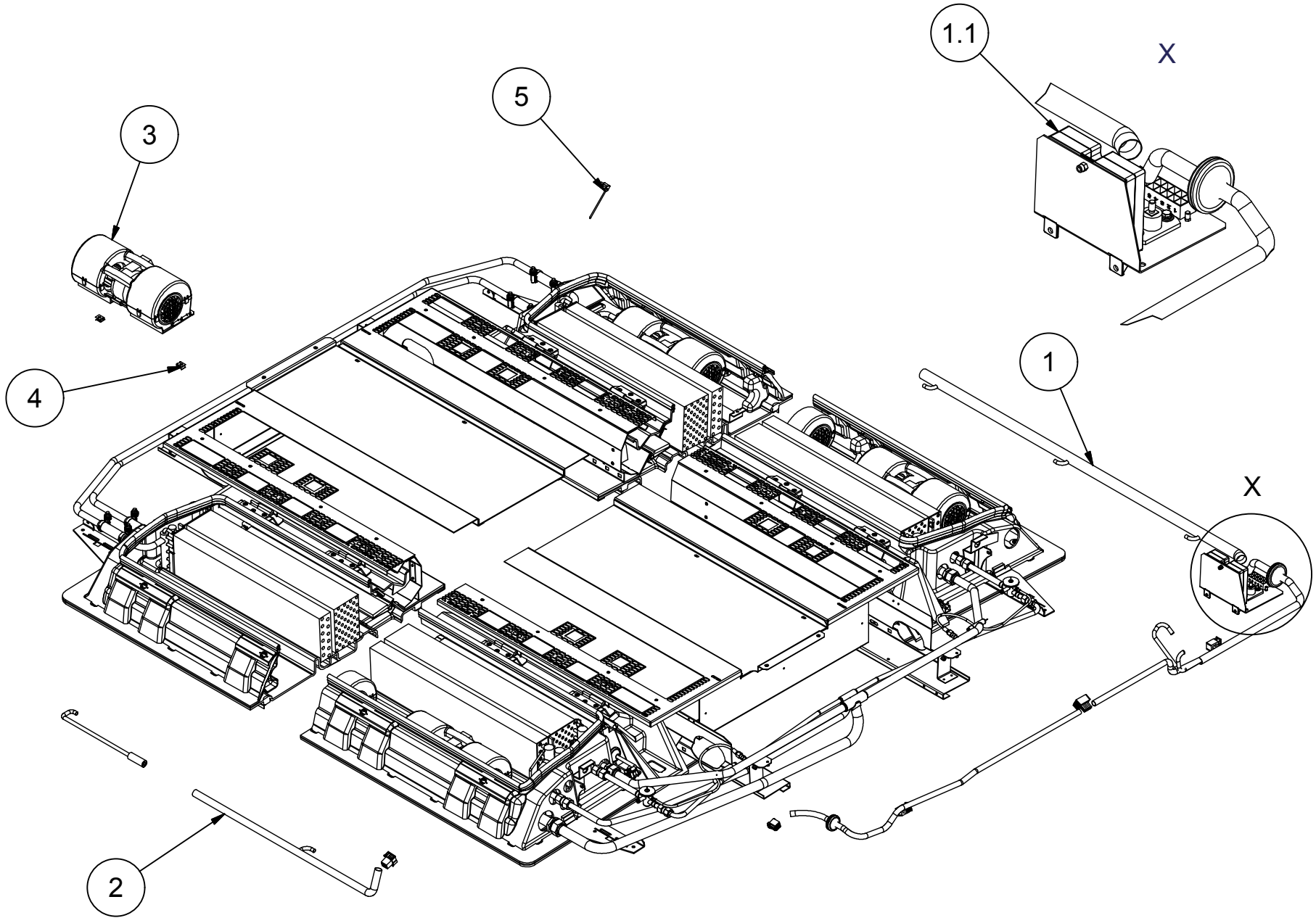


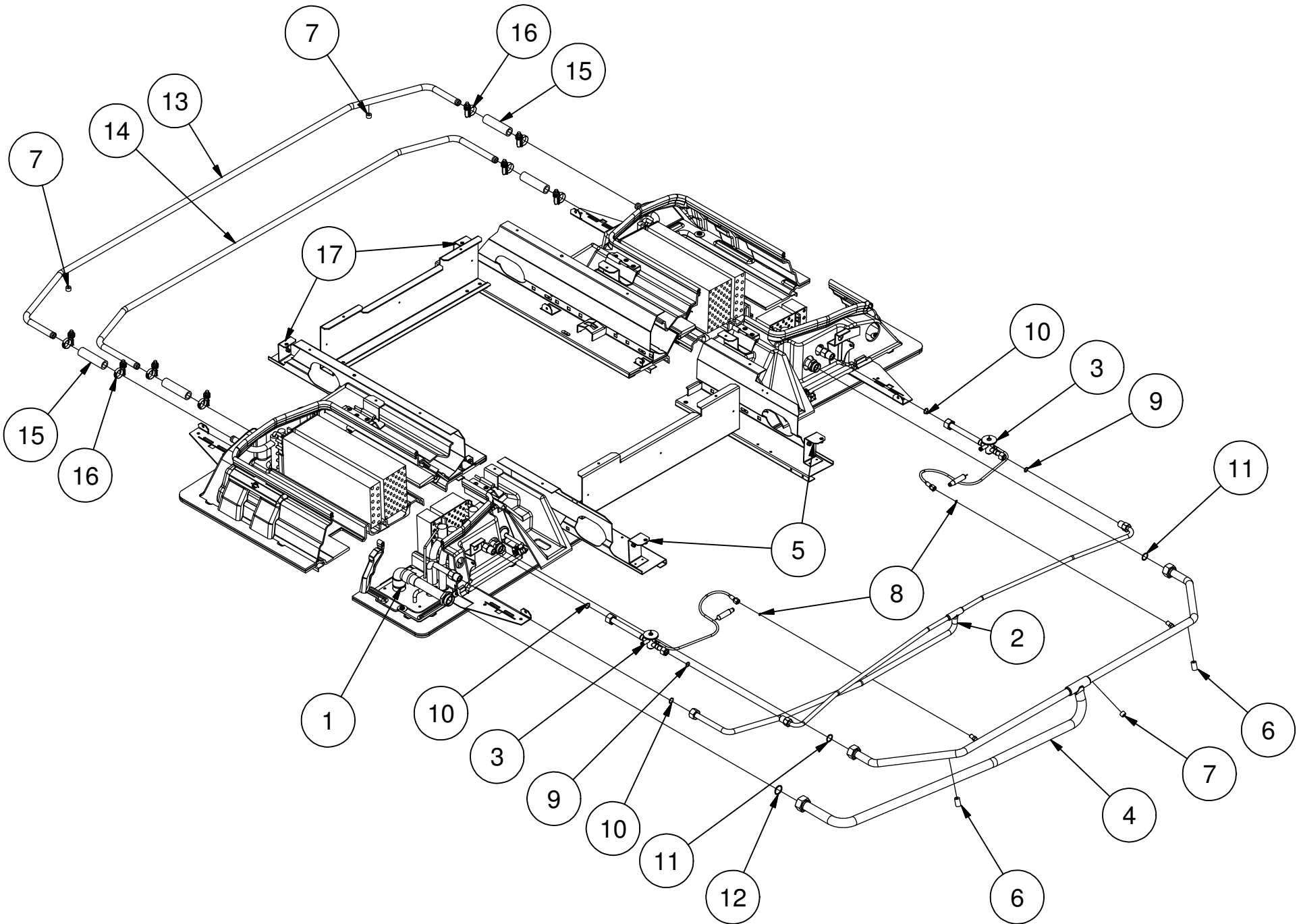
ETM3-10



Thermo Systems




KÜHL- & KLIMAMANLAGEN D-34607 SCHWALMSTADT

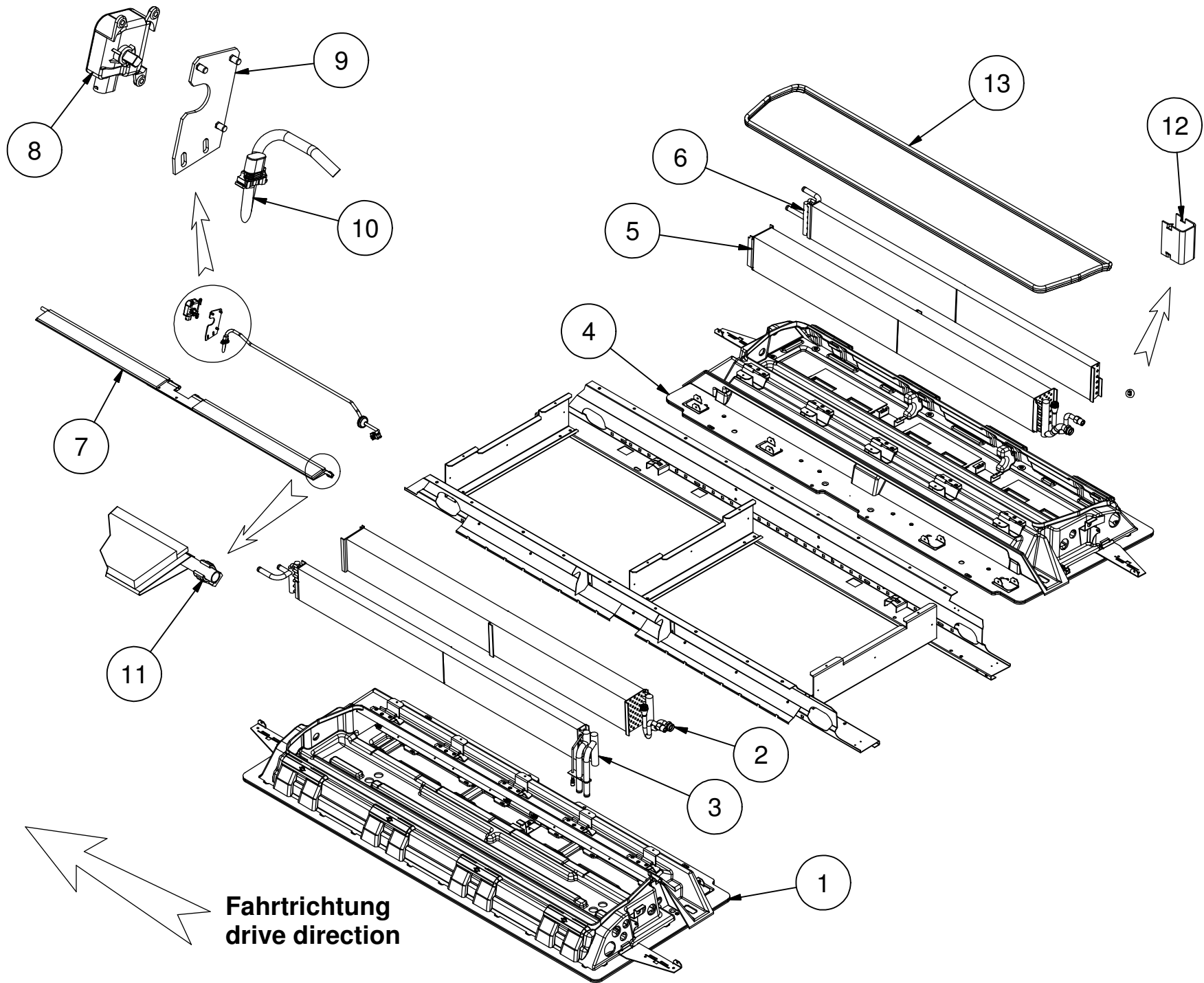




Artikel Nr.
Part no.






| | | | | | | | | | | | | | | | | | | | | |
|----------------|----------------|--|--|--|--|--|--|--|--|--|--|--|--|--|--|--|--|--|--|--|
| B78-3300246K60 | B78-3300246K63 | | | | | | | | | | | | | | | | | | | |
|----------------|----------------|--|--|--|--|--|--|--|--|--|--|--|--|--|--|--|--|--|--|--|

| Pos pos | Artikel Nr. Part no: | Bild picture | Bezeichnung description | | Menge pro Anlage quantity per unit | | | | | | | | | | | | | | | |
|------------|-------------------------|--|--|--|---------------------------------------|-----|--|--|--|--|--|--|--|--|--|--|--|--|--|--|
| 15 | H14-004-496 |  | Schlauch EPDM von Baujahr 01/2009 bis - hose EPDM form year of manufacture 01/2009 till - | 18mm iD x 4,5mm st. 18mm iD x 4,5mm st. | 0,4 | 0,4 | | | | | | | | | | | | | | |
| 16 | H14-002-226 |  | Schelle gefedert clip 20-32 | Spannbereich 20-32 tightening section 20-32 | 8 | 8 | | | | | | | | | | | | | | |
| 17 | B56-141-009 |  | Halterung Rohrleitungen kpl. bracket pipes complete | P700 Heizung P700 heater | 2 | 2 | | | | | | | | | | | | | | |



**Fahrtrichtung
drive direction**

| | | | | | | | | | | | | | | | | | | | | |
|----------------|----------------|--|--|--|--|--|--|--|--|--|--|--|--|--|--|--|--|--|--|--|
| B78-3300246K60 | B78-3300246K63 | | | | | | | | | | | | | | | | | | | |
|----------------|----------------|--|--|--|--|--|--|--|--|--|--|--|--|--|--|--|--|--|--|--|

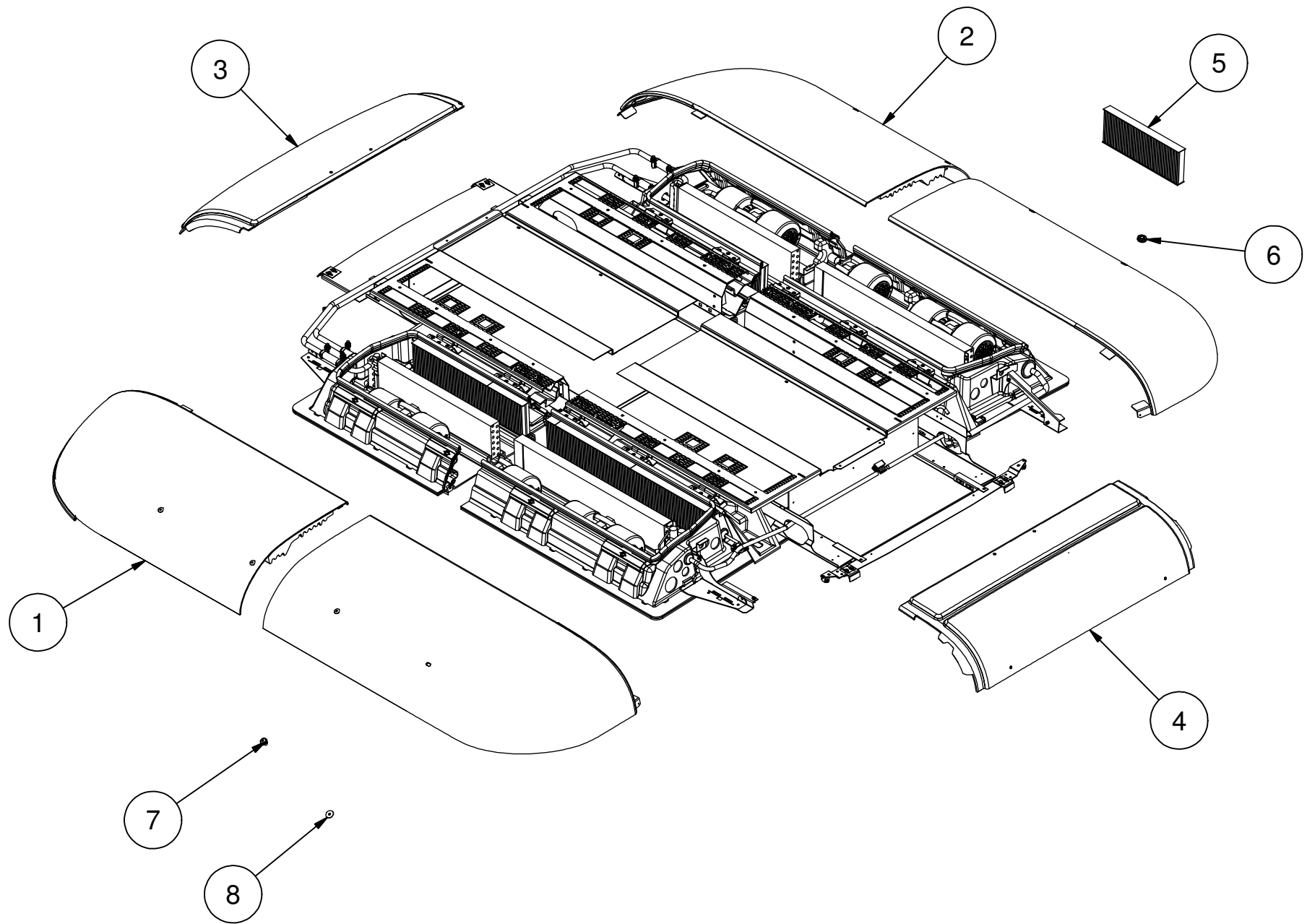
| Pos pos | Artikel Nr. Part no: | Bild picture | Bezeichnung description | | Menge pro Anlage quantity per unit | | | | | | | | | | | | | | | | | |
|------------|-------------------------|---|--|--|---------------------------------------|---|--|--|--|--|--|--|--|--|--|--|--|--|--|--|--|--|
| 6 | H40-030-006 |  | Heizbatterie MAN heating coil MAN | 1520L06RH25,4/02RT22 1520L06RH25,4/02RT22 | 1 | 1 | | | | | | | | | | | | | | | | |
| 7 | B56-200-403 |  | Luftklappe kpl. von Baujahr 06/2006 bis 12/2009 air flap complete form year of manufacture 06/2006 till 12/2009 | S/P 500-700 S/P 500-700 | 2 | 2 | | | | | | | | | | | | | | | | |
| | B56-200-553 |  | Luftklappe kpl. von Baujahr 01/2010 bis - air flap complete form year of manufacture 01/2010 till - | S/P 500-700 S/P 500-700 | 2 | 2 | | | | | | | | | | | | | | | | |
| 8 | H11-001-281-1 |  | Stellmotor servo-motor | 24 VDC 24 Volt | 2 | 2 | | | | | | | | | | | | | | | | |
| 9 | B56-131-011 |  | Motorhalterung VMC2 kpl. bracket motor VMC2 complete | Luftklappe air flap | 2 | 2 | | | | | | | | | | | | | | | | |

ETM4-15








Thermo Systems

KÜHL- & KLIMANLAGEN D-34607 SCHWALMSTADT



Artikel Nr.
Part no.

| | | | | | | | | | | | | | | | | | | | | |
|----------------|----------------|----------------|----------------|--|--|--|--|--|--|--|--|--|--|--|--|--|--|--|--|--|
| B75-3800246K60 | B75-3800246K61 | B75-3800246K62 | B75-3800246K63 | | | | | | | | | | | | | | | | | |
|----------------|----------------|----------------|----------------|--|--|--|--|--|--|--|--|--|--|--|--|--|--|--|--|--|

| Pos pos | Artikel Nr. Part no: | Bild picture | Bezeichnung description | Menge pro Anlage quantity per unit | | | | | | | | | | | | | | | | |
|------------|-------------------------|---|--|---------------------------------------|---|---|---|---|--|--|--|--|--|--|--|--|--|--|--|--|
| 1 | B59-AC0-194 |  | Abdeckhaube P700 Seite kpl. 33 KW / links protection hood P700 side comp. 33 KW / left | 1 | 1 | 1 | 1 | 1 | | | | | | | | | | | | |
| 2 | B59-AC0-195 |  | Abdeckhaube P700 Seite kpl. 33 KW / rechts protection hood P700 side comp. 33 KW / right | 1 | 0 | 0 | 1 | | | | | | | | | | | | | |
| | B59-AF0-195 |  | Abdeckhaube P700 Seite kpl. 33 KW / rechts / EEV protection hood P700 side comp. 33 KW / right / EEV | 0 | 1 | 1 | 0 | | | | | | | | | | | | | |
| 3 | B59-AE0-192 |  | Abdeckhaube P700 Front kpl. Anschlußsatz => KD-Batt bre protection hood P700 front comp. connection kit -> condenser (V | 1 | 1 | 1 | 1 | | | | | | | | | | | | | |
| 4 | B59-AD0-193 |  | Abdeckhaube P700 Heck kpl. 33 & 39 KW / breit protection hood P700 tail compl. 33 & 39 KW / wide | 1 | 1 | 1 | 1 | | | | | | | | | | | | | |

| | | | | | | | | | | | | | | | | | | | | |
|----------------|----------------|----------------|----------------|--|--|--|--|--|--|--|--|--|--|--|--|--|--|--|--|--|
| B75-3800246K60 | B75-3800246K61 | B75-3800246K62 | B75-3800246K63 | | | | | | | | | | | | | | | | | |
|----------------|----------------|----------------|----------------|--|--|--|--|--|--|--|--|--|--|--|--|--|--|--|--|--|

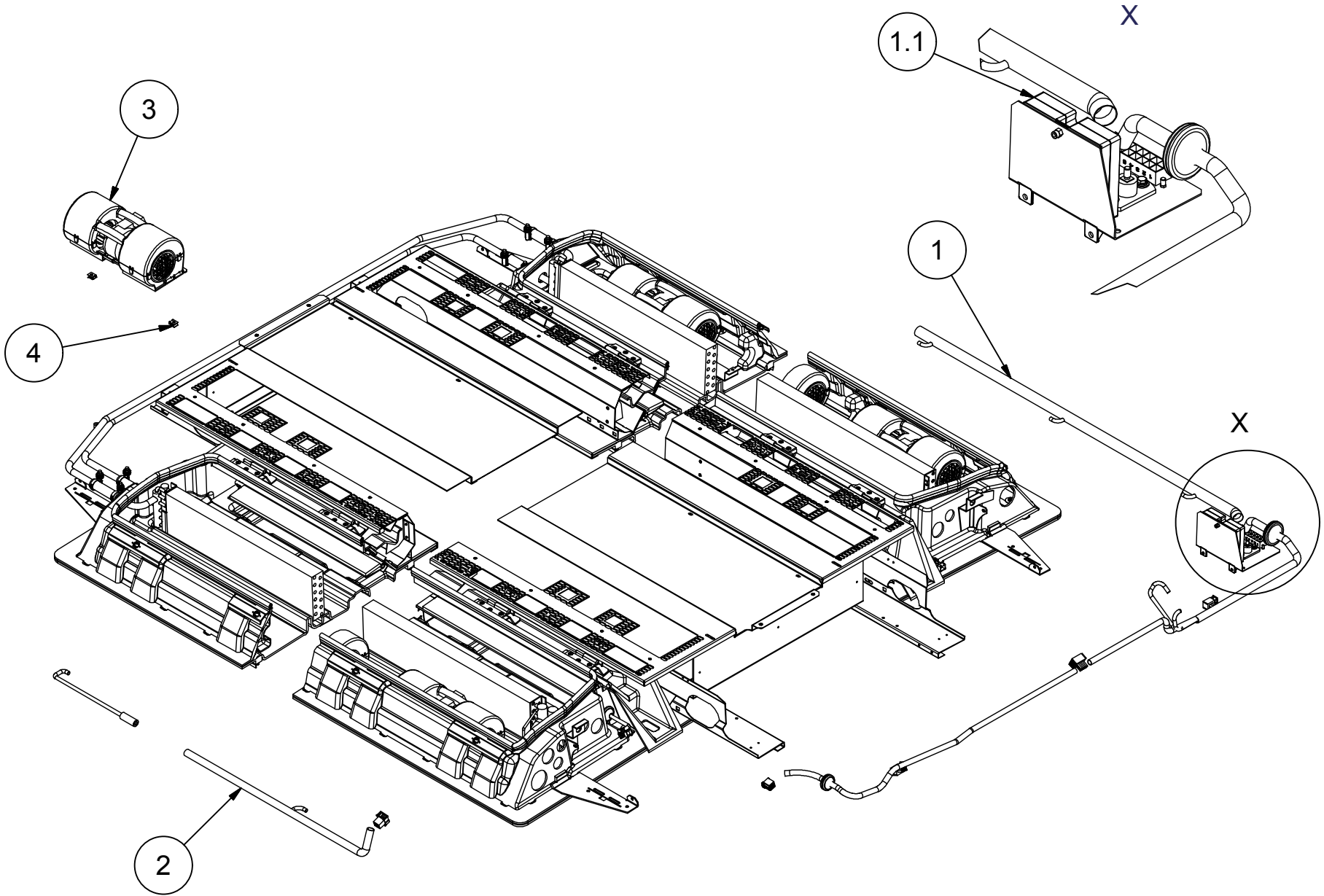
| Pos pos | Artikel Nr. Part no: | Bild picture | Bezeichnung description | | Menge pro Anlage quantity per unit | | | | | | | | | | | | | | | | |
|------------|-------------------------|---|--|---|---------------------------------------|----|----|----|--|--|--|--|--|--|--|--|--|--|--|--|--|
| 5 | H14-004-483-1 |  | Luftfilter air filter | 518x 143x 35 mm 518x 143x 35 mm | 6 | 6 | 0 | 0 | | | | | | | | | | | | | |
| | H14-004-443 |  | Luftfilter (EU3) air filter (EU3) | 390,0x148,0x30,0mm / Metall 390,0x148,0x30,0mm / metal | 0 | 0 | 8 | 8 | | | | | | | | | | | | | |
| 6 | H14-000-238 |  | Gummitülle rubber socket | geschlossen closed | 1 | 1 | 1 | 1 | | | | | | | | | | | | | |
| 7 | H14-003-252 |  | Verschlußbolzen (2Teff.+1PE) locking bolt | mit Stift 800-611 / 17,95 mm with pin 800-611 / 17,95 mm | 8 | 8 | 8 | 8 | | | | | | | | | | | | | |
| 8 | H14-002-215 |  | U-Scheibe/Gummi washer rubber | ø 8,2xø30,0x 1,5mm ø 8,2xø30,0x 1,5mm | 28 | 28 | 28 | 28 | | | | | | | | | | | | | |

ETM3-11

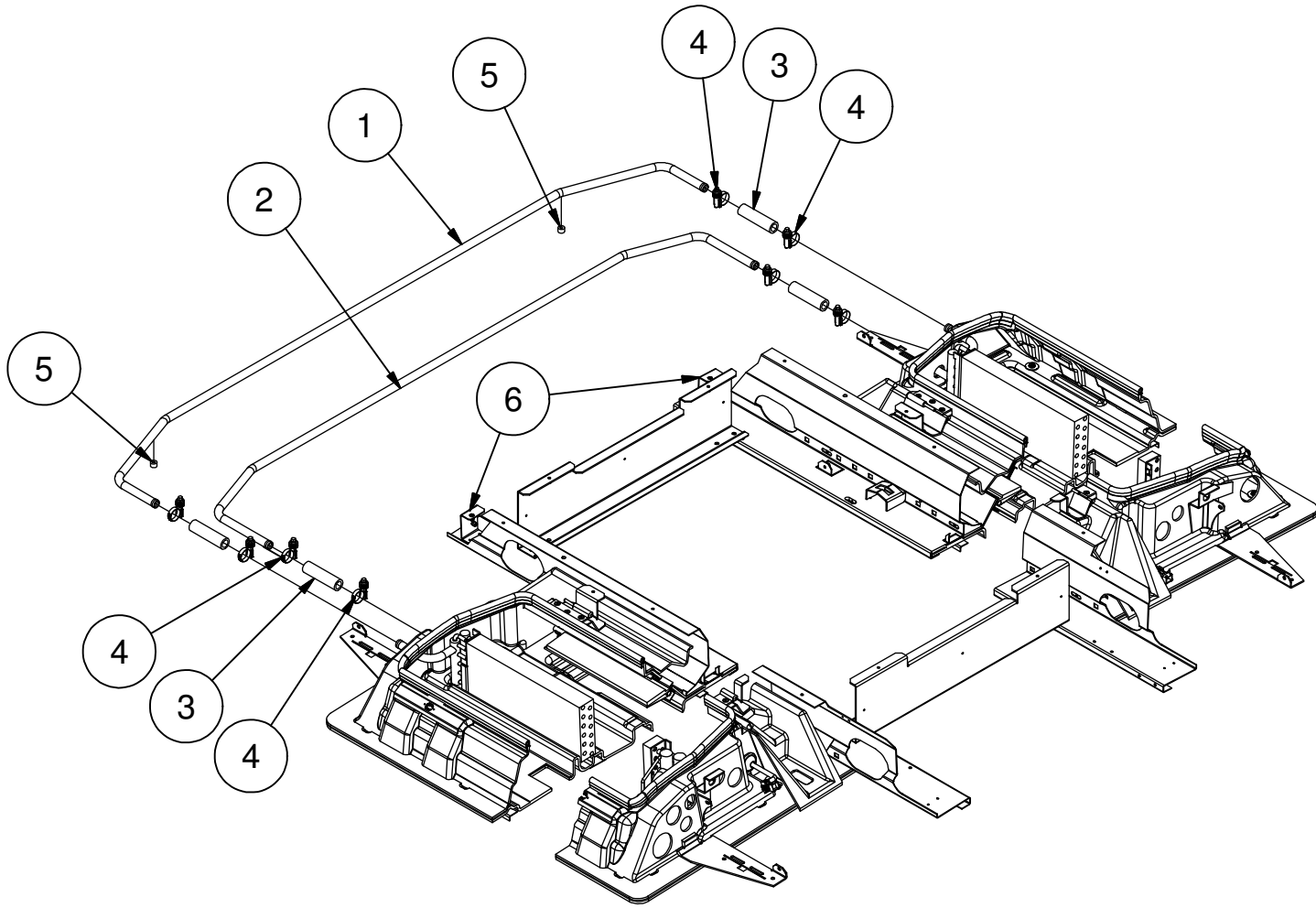


Thermo Systems






KÜHL- & KLIMANLAGEN D-34607 SCHWALMSTADT





ETM2-07



| | | | | | | | | | | | | | | | | | | | | |
|----------------|----------------|----------------|----------------|--|--|--|--|--|--|--|--|--|--|--|--|--|--|--|--|--|
| B75-3800246K60 | B75-3800246K61 | B75-3800246K62 | B75-3800246K63 | | | | | | | | | | | | | | | | | |
|----------------|----------------|----------------|----------------|--|--|--|--|--|--|--|--|--|--|--|--|--|--|--|--|--|

| Pos pos | Artikel Nr. Part no: | Bild picture | Bezeichnung description | | Menge pro Anlage quantity per unit | | | | | | | | | | | | | | | | |
|------------|-------------------------|---|---|--|---------------------------------------|-----|-----|-----|--|--|--|--|--|--|--|--|--|--|--|--|--|
| 1 | B52-180-002 |  | Rohrleitung ø18 tubing ø18 | Heizung Vorlauf heater offset | 1 | 1 | 1 | 1 | | | | | | | | | | | | | |
| 2 | B52-180-003 |  | Rohrleitung ø18 tubing ø18 | Heizung Rücklauf heater return | 1 | 1 | 1 | 1 | | | | | | | | | | | | | |
| 3 | H14-003-418 |  | Kühlerschlauch Sili. von Baujahr 06/2006 bis 12/2008 radiator hose ø 18 mm x 4,5mm form year of manufacture 06/2006 till 12/2008 | 18mm iD x 4,5mm st. 18mm iD x 4,5mm st. | 0,4 | 0,4 | 0 | 0 | | | | | | | | | | | | | |
| | H14-004-496 |  | Schlauch EPDM von Baujahr 01/2009 bis - hose EPDM form year of manufacture 01/2009 till - | 18mm iD x 4,5mm st. 18mm iD x 4,5mm st. | 0,4 | 0,4 | 0,4 | 0,4 | | | | | | | | | | | | | |
| 4 | H14-002-226 |  | Schelle gefedert clip 20-32 | Spannbereich 20-32 tightening section 20-32 | 8 | 8 | 8 | 8 | | | | | | | | | | | | | |

Artikel Nr.
Part no.

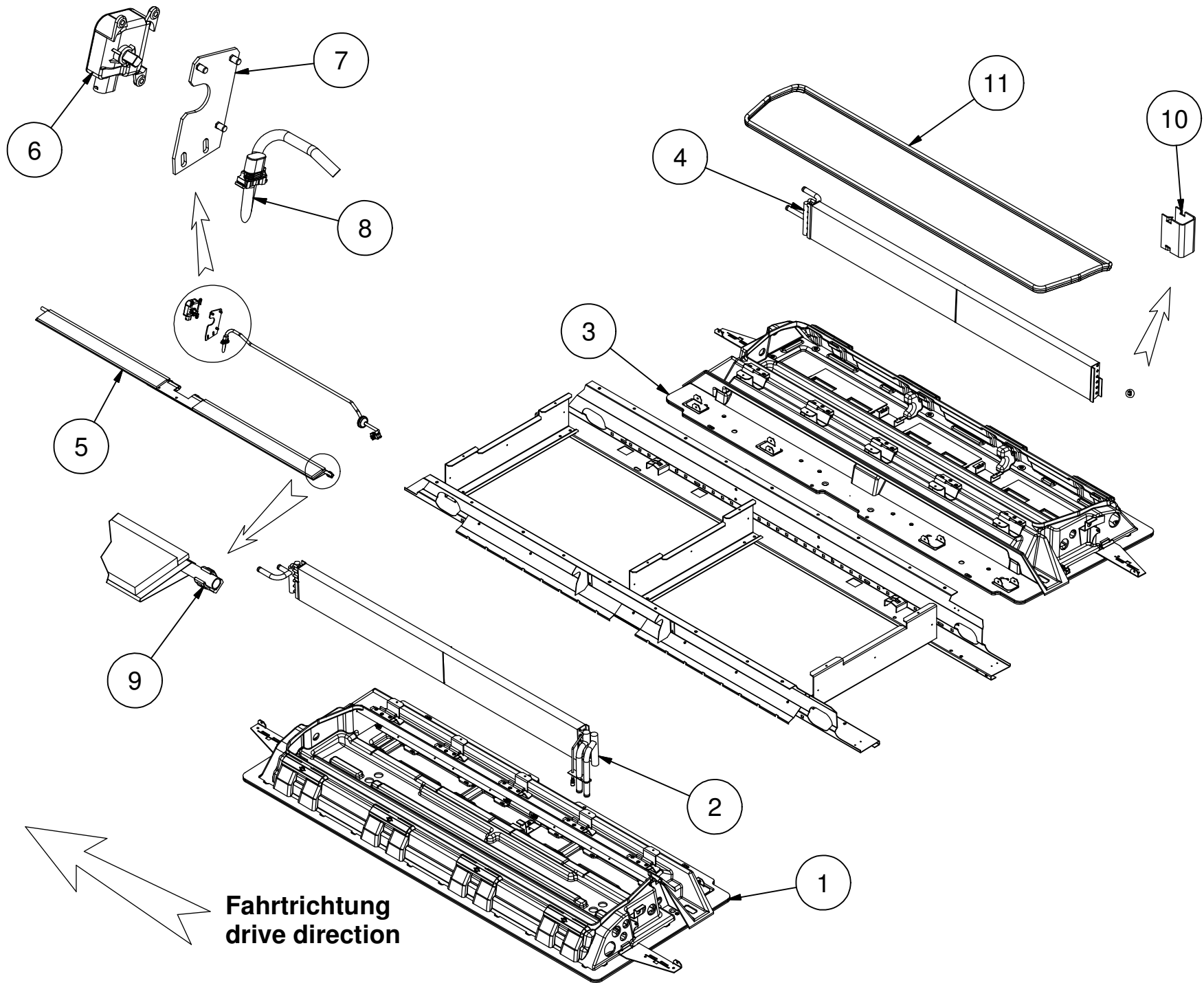
| Pos pos | Artikel Nr. Part no: | Bild picture | Bezeichnung description | Menge pro Anlage quantity per unit | | | | | | | | | | | | | | | |
|------------|-------------------------|---|---|---------------------------------------|----------------|----------------|----------------|--|--|--|--|--|--|--|--|--|--|--|--|
| | | | | B75-3800246K60 | B75-3800246K61 | B75-3800246K62 | B75-3800246K63 | | | | | | | | | | | | |
| 5 | H15-001-312 |  | Distanzstück piece spacer 10x15x6,3mmø 10x15x6,3mmø | 2 | 2 | 2 | 2 | | | | | | | | | | | | |
| 6 | B56-141-009 |  | Halterung Rohrleitungen kpl. bracket pipes complete P700 Heizung P700 heater | 2 | 2 | 2 | 2 | | | | | | | | | | | | |

ETM1-12



Thermo Systems

KÜHL- & KLIMAMANLAGEN D-34607 SCHWALMSTADT








Fahrtrichtung
drive direction



Ersatzteilliste / Spare Part List
ETM1-12

Artikel Nr.
Part no.

| | | | | | | | | | | | | | | | | | | | |
|----------------|----------------|----------------|----------------|--|--|--|--|--|--|--|--|--|--|--|--|--|--|--|--|
| B75-3800246K60 | B75-3800246K61 | B75-3800246K62 | B75-3800246K63 | | | | | | | | | | | | | | | | |
|----------------|----------------|----------------|----------------|--|--|--|--|--|--|--|--|--|--|--|--|--|--|--|--|

| Pos pos | Artikel Nr. Part no: | Bild picture | Bezeichnung description | | Menge pro Anlage quantity per unit | | | | | | | | | | | | | | | |
|------------|-------------------------|---|--|--|---------------------------------------|---|---|---|--|--|--|--|--|--|--|--|--|--|--|--|
| 1 | B58-000-697 |  | VD-Gehäuse links MAN evaporator housing left MAN | S/P 500-700 Stufe 3 S/P 500-700 stage 3 | 1 | 1 | 1 | 1 | | | | | | | | | | | | |
| 2 | H40-030-005 |  | Heizbatterie MAN heating coil MAN | 1520L06RH25,4/02RT22 1520L06RH25,4/02RT22 | 1 | 1 | 1 | 1 | | | | | | | | | | | | |
| 3 | B58-000-698 |  | VD-Gehäuse rechts MAN evaporator housing right MAN | Anschlußsatz => KD-Batt bre connection kit -> condenser (| 1 | 1 | 1 | 1 | | | | | | | | | | | | |
| 4 | H40-030-006 |  | Heizbatterie MAN heating coil MAN | 1520L06RH25,4/02RT22 1520L06RH25,4/02RT22 | 1 | 1 | 1 | 1 | | | | | | | | | | | | |
| 5 | B56-200-403 |  | Luftklappe kpl. von Baujahr 06/2006 bis 12/2009 air flap complete form year of manufacture 06/2006 till 12/2009 | S/P 500-700 S/P 500-700 | 2 | 2 | 2 | 2 | | | | | | | | | | | | |

Artikel Nr.
Part no.

| Pos pos | Artikel Nr. Part no: | Bild picture | Bezeichnung description | Menge pro Anlage quantity per unit | | | | | | | | | | | | | | | |
|------------|-------------------------|---|---|---------------------------------------|----------------|----------------|----------------|--|--|--|--|--|--|--|--|--|--|--|--|
| | | | | B75-3800246K60 | B75-3800246K61 | B75-3800246K62 | B75-3800246K63 | | | | | | | | | | | | |
| 10 | H14-002-291 |  | U-Klammer u-clamp gelb verz. / 6,5 - 7,0 yellow galvanized / 6,5 - 7,0 | 8 | 8 | 8 | 8 | | | | | | | | | | | | |
| 11 | H14-003-426 |  | Dichtungsprofil profile sealing black schwarz black | 11 | 11 | 11 | 11 | | | | | | | | | | | | |